

## Eastern Highlands Health District COVID-19 Update

DATE: 10/23/2021

TIME: 11:00 AM

COMPLETED BY: A. Bloom

### TOWN LEVEL DATA

TOWN	Andover	Ashford	Bolton	Chaplin	Columbia	Coventry	Mansfield	Non-student	Scotland ++	Tolland	Willington	EHHD Totals
<b>Cumulative Cases</b>	206	317	347	155	413	882	1,646		51	1,128	360	<b>5,505</b>
<b>Change from last week</b>	1	3	2	2	6	12	5	(3)	0	15	4	<b>50</b>
<b>Two week change</b>	1	4	2	3	7	18	9	(7)	0	31	8	<b>83</b>
<b>Deaths</b>	3	5	6	0	6	8	27	(27)	2	20	3	<b>80</b>

### CONNECTICUT TOTALS (October 20, 2021)

Number of cumulative cases	Change from last week	Change from two weeks	Current hospitalizations*	Two week change in hospitalizations	Deaths
<b>399,773</b>	<b>3,144</b>	<b>6,274</b>	<b>224</b>	<b>-6</b>	<b>8,721</b>

Data Sources: CTEDSS and CT DPH; cumulative town counts as of 10/20/2021; reporting period for two week town level case counts is 10/3/2021 through 10/16/2021.

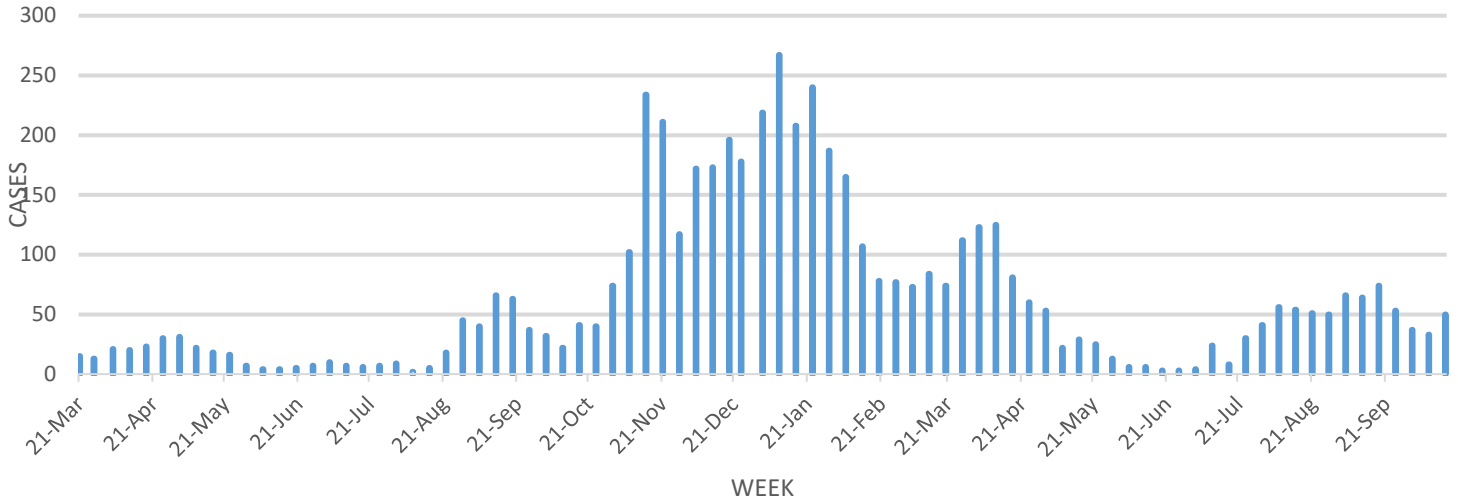
\*Current (net) number of hospitalizations; it is not a cumulative count. ++ Scotland likely to be lower than actual positive cases due to residents using Baltic, North Windham and Hampton as a mailing address.

### EHHD residents who received COVID-19 vaccine

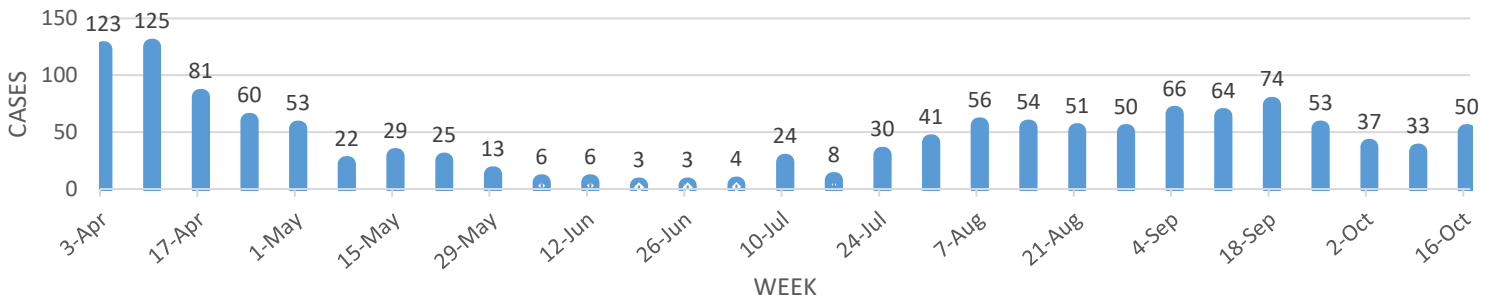
TOWN	Andover	Ashford	Bolton	Chaplin	Columbia	Coventry	Mansfield <sup>^</sup>	Scotland ++	Tolland	Willington	EHHD Totals	Connecticut Totals
<b>Estimated pop.</b>	3,236	4,255	4,884	2,239	5,379	12,407	25,487	1,672	14,618	5,864	80,041	3,631,470
<b>Received 1<sup>st</sup> dose COVID vaccine % of pop.</b>	69%	65%	71%	62%	69%	68%	80%	57%	73%	62%	72%	71%
<b>Fully vaccinated % of pop.</b>	66%	62%	67%	58%	66%	65%	77%	54%	70%	58%	69%	66%
<b>Fully vaccinated % 12-17</b>	53%	59%	64%	57%	47%	57%	67%	38%	66%	49%	60%	**
<b>Fully vaccinated % 18-24</b>	65%	55%	62%	45%	61%	57%	82%	51%	79%	26%	75%	**
<b>Fully vaccinated % 25-44</b>	66%	59%	76%	56%	68%	72%	80%	45%	73%	72%	71%	72%
<b>Fully vaccinated % age 45-64</b>	71%	67%	68%	61%	69%	72%	80%	64%	76%	65%	72%	82%
<b>Fully vaccinated % 65+</b>	100%	100%	100%	100%	100%	100%	100%	100%	100%	100%	100%	90%

Data Source: Connecticut immunization registry CT DPH as of 10/20/2021. <sup>^</sup> Vaccination data for Mansfield includes current 10/20/2021 data from UCONN (<https://covidashboard.uconn.edu/>) ++ See Scotland note above. \*\*At this time the state vaccination numbers are not broken down into the same age groups as the town level data and cannot be reported here. NOTE: census estimates for 65 and older is likely low, resulting in 100% rates based on actual number of vaccines provided to this age group.

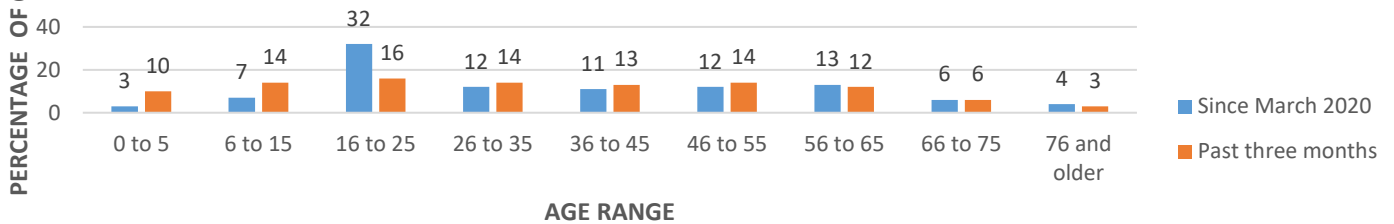
EHHD Positive COVID-19 Cases by Week March 2020 - October 16, 2021



EHHD Confirmed Weekly Case Totals April 3, 2021 - October 16, 2021



Eastern Highlands Health District Total COVID-19 Cases Percentage by Age Range through October 16, 2021



NOTE: All counts by town are cumulative and include confirmed cases and antigen-positive cases; counts can change from previous weeks due to the state reassigning a case to a different town once further information is gathered on the case, or due to lab reporting delays.