

Eastern Highlands Health District  
Board of Directors Regular Meeting  
Agenda  
Via Zoom\*  
Thursday February 17, 2022 4:30 PM

Call to Order

Approval of Minutes (January 20, 2022)

Public Comments

Old Business - none

New Business - none

Subcommittee Reports

1. Financial report for the period ending 12/31/21

Town Reports

Directors Report

2. COVID-19 Activity Update
3. Quarterly Activity Report period ending 12/31/21

Communications/Other

4. CADH re: School Mask Mandate
5. M Brosseau re: Online Food License renewal for 2022
6. LLDH re: Letter of Concurrence for PHEP Grant
7. DPH re: FoodCORE collaboration
8. Journal Inquirer.com re: Health District urges local businesses to require masks

Adjournment

*Next Board Meeting – April 21, 2021, 4:30PM via Zoom\**

\*In accordance with PA 21-2 §149 and social distancing guidelines recommended by the CDC to slow community spread of COVID-19, this meeting will be held virtually. A video recording of the meeting will be available on [www.ehhd.org](http://www.ehhd.org) within seven (7) days after the meeting. Public Comment will be accepted by email at [mbrosseau@ehhd.org](mailto:mbrosseau@ehhd.org) or by USPS mail at 4 South Eagleville Road, Mansfield, CT 06268 and must be received prior to the meeting (public comment received after the meeting will be shared at the next meeting). Please email [mbrosseau@ehhd.org](mailto:mbrosseau@ehhd.org) or call 860-429-3325 by 12:00 PM on the day of the meeting to receive instructions for how to view, listen, or comment live.

Eastern Highlands Health District  
Board of Directors Regular Meeting Minutes - Draft  
Virtual Meeting Via Zoom  
Thursday, January 20, 2022

**Members present:** E. Anderson (Andover), R. Aylesworth (Mansfield), J. Elsesser (Coventry – 4:49pm), L. Hancock (Tolland), S. Powers (Scotland), C. Silver-Smith (Ashford), T. Nuccio (Tolland), D. Walsh (Coventry), M. Walter (Columbia), E. Wiczenski (Willington)

**Staff present:** R. Miller, C. Bradshaw-Hill, K. Dardick, M. Brosseau

Vice Chair M. Walter called the meeting to order at 4:34pm

***Scheduled Item: EHHD Public Hearing – Proposed FY22/23 Operating Budget, & Proposed FY 22/23 CNR Budget.***

E. Wiczenski made a MOTION, seconded by E. Anderson to open the Public Hearing at 4:34pm. MOTION PASSED unanimously. R. Miller read the notice into the record. (See attached) R. Miller noted that there were no written comments received. No public present. T. Nuccio made a MOTION, seconded by E. Anderson to close the Public Hearing at 4:37PM. MOTION PASSED unanimously.

D. Walsh made a MOTION, seconded by E. Wiczenski to accept the minutes of the December 9, 2021 meeting as presented. MOTION PASSED unanimously.

**Proposed Fiscal Year 22/23 Operating Budget, & Proposed FY 22/23 CNR Budget**

E. Anderson made a MOTION, seconded by E. Wiczenski to adopt the FY 22/23 Operating and CNR budget as proposed. MOTION PASSED unanimously.

**Town Reports**

**Andover** – E. Anderson reported that Andover has seen a heavy spike of COVID-19. The town distributed test kits and N95 mask. D. Walsh inquired about the Bunker Hill Road project. E. Anderson provided an update.

**Willington** – E. Wiczenski reported an increase in COVID-19 cases. They continue to mask in town buildings. They have seen an increase in cases amongst staff. However none have been linked to peer-to-peer transmission. Boards and committees are meeting remotely. E. Wiczenski reported that Willington distributed test kits and N95 masks.

**Mansfield** – R. Aylesworth reported that the town wide mask mandate remains in effect for Mansfield. Test kits and N95 masks were distributed.

**Tolland** – L. Hancock reported that masks and test kits were distributed.

**Columbia** – M. Walter reported that masks and tests kits have been distributed. Additional items will be picked up Friday, 1/21. M. Walter informed the board that staff has been affected by COVID-19. Masking requirements in town buildings remains in effect.

**Ashford** – Due to technical difficulties, C. Silver-Smith was unable to provide a report.

**Coventry** – J. Elsesser reported that test kits were distributed. The town now has a waiting list of 250 people wanting test kits. J. Elsesser informed the board that the UConn School of nursing is building air filter setups for the schools.

## **Directors Report**

### **COVID-19 Activity Update**

R. Miller reported on the activities related to COVID-19 in which his office has engaged. He noted that there has been an extreme amplification of cases. The weekly reports generated now include a positivity and incidents rates for each town.

Dr. Dardick noted that COVID is still out there and in addition his office is seeing strep, viral infections and other infections indicative of people not wearing masks. Of his patients no vaccinated patients have been hospitalized due to COVID. Unfortunately, they have seen deaths due to COVID in unvaccinated individuals.

Discussion ensued regarding positive home tests not being reported and overall case numbers not being accurate.

R. Aylesworth ask Dr. Dardick how to increase the number of 5-11 year olds that are vaccinated. Dr. Dardick expressed that he was unable to speak to that.

R. Miller reported that the position of Public Health Nurse may be filled very soon.

### **Executive Session**

D. Walsh made a MOTION, seconded by M. Walter to enter executive session in accordance with CGS 1-200(6)(a), Director of Health Performance Review. MOTION PASSED unanimously. Executive Session began at 5:21pm. Executive Session ended at 5:54pm.

D. Walsh made a MOTION seconded by E. Wicenski, that the Directors salary be increased to \$119,545, which is the average of the recent survey conducted on Directors of Health Salaries. In addition the Board authorized a one time performance bonus that they are calling a "COVID bonus" of \$5000. J. Elsesser noted that the record should show this raise is retroactive to July 1, 2021. MOTION PASSED unanimously.

R. Miller thanked the Board and his staff for their continued support.

R. Aylesworth, S. Powers, E. Wicenski and D. Walsh left the meeting at 5:57pm.

### **EHHD Annual Report to DPH**

R. Miller reported that annually, pursuant to state statute health departments are obliged to provide an annual report in a format prescribed by the state. 5 or 6 years ago a CT general statute was passed establishing 10 Essential Services for basis of health departments to be eligible for funding from the state health department. There were no thresholds established for these services. The Department of Public Health recently created thresholds they are telling health departments they have to meet. These standards were developed without any input from local public health. R. Miller reported that an evaluation has been sent to him that shows that 8 of 13 standards are either NOT MET or only partially met. R. Miller informed the board that it will require a part-time FTE to meet all these standards. He notified the board that this is an issue that will need to be revisited. R. Miller suggested the

following items be reviewed in the future: updating the strategic plan, developing the community health needs assessment and working toward meeting state standards.

**DataHaven Equity Report**

R. Miller encouraged everyone to review the report for their individual town.

**Adjournment**

E. Anderson made a MOTION, seconded by M. Walter to adjourn the regular meeting at 6:06 pm. MOTION PASSED unanimously.

**Next Board Meeting – February 17, 2022, 4:30 PM**

Respectfully submitted,

Robert Miller

Secretary

**Eastern Highlands Health District**  
**General Fund**  
**Comparative Statement of Revenues, Expenditures**  
**and Changes in Fund Balance**  
**December 31, 2021**  
(with comparative totals for December 31, 2020)

	Adopted	Amended	Percent of		
	Budget	Budget	Adopted		
	2021/22	2021/22	2022	Budget	2021
<b>Revenues</b>					
Member Town Contributions	\$ 471,450	\$ 455,040	\$ 235,721	50.0%	\$ 228,767
State Grants	135,270	208,106	208,107	153.8%	136,253
Septic Permits	48,470	48,470	31,345	64.7%	31,375
Well Permits	14,400	14,400	7,000	48.6%	13,455
Soil Testing Service	33,740	33,740	24,930	73.9%	20,253
Food Protection Service	82,500	82,500	10,884	13.2%	8,812
B100a Reviews	33,540	33,540	11,620	34.6%	16,580
Septic Plan Reviews	29,380	29,380	20,785	70.7%	17,715
Other Health Services	4,700	4,700	871	18.5%	1,459
Miscellaneous	6,800	-	-	0.0%	-
Appropriation of Fund Balance	49,808	29,658	-	0.0%	-
<b>Total Revenues</b>	<b>910,058</b>	<b>939,534</b>	<b>551,262</b>	<b>60.6%</b>	<b>474,670</b>
<b>Expenditures</b>					
Salaries & Wages	625,750	640,670	269,207	43.0%	280,191
Grant Deductions	(62,586)	(62,586)	(41,807)	66.8%	(110,769)
Benefits	232,289	246,845	113,018	48.7%	115,291
Miscellaneous Benefits	13,920	13,920	4,785	34.4%	4,934
Insurance	14,800	14,800	10,329	69.8%	10,906
Professional & Technical Services	17,395	17,395	9,308	53.5%	372
Vehicle Repairs & Maintenance	2,500	2,500	1,017	40.7%	247
Health Reg*Admin Overhead	30,090	30,090	15,045	50.0%	14,835
Other Purchased Services	26,800	26,800	21,581	80.5%	19,110
Other Supplies	5,500	5,500	(7,297)	-132.7%	1,327
Equipment - Minor	3,600	3,600	3,355	93.2%	271
<b>Total Expenditures</b>	<b>910,058</b>	<b>939,534</b>	<b>398,541</b>	<b>43.8%</b>	<b>336,715</b>
<b>Operating Transfers</b>					
Transfer to CNR Fund	-	-	-	0.0%	-
<b>Total Exp &amp; Oper Trans</b>	<b>910,058</b>	<b>939,534</b>	<b>398,541</b>	<b>43.8%</b>	<b>336,715</b>
Excess (Deficiency) of Revenues	-	-	152,721		137,955
Fund Balance, July 1	610,152	610,152	610,152		495,337
Fund Balance plus Cont. Capital, Dec.31	\$ 610,152	\$ 610,152	\$ 762,873		\$ 633,293

**Eastern Highlands Health District**  
**General Fund**  
**Balance Sheet**  
**December 31, 2021**  
(with comparative totals for December 31, 2020)

	<u>2022</u>	<u>2021</u>
<b>Assets</b>		
Cash and Cash Equivalents	\$ 762,733	\$ 632,210
Accounts Receivable	<u>377</u>	<u>1,082</u>
Total Assets	<u><u>763,111</u></u>	<u><u>633,293</u></u>
<b>Liabilities and Fund Balance</b>		
<b>Liabilities</b>		
Accounts Payable	<u>238</u>	<u>-</u>
Total Liabilities	<u>238</u>	<u>-</u>
Fund Balance	<u>762,873</u>	<u>633,293</u>
Total Liabilities and Fund Balance	<u><u>\$ 763,111</u></u>	<u><u>\$ 633,293</u></u>

**Eastern Highlands Health District**  
**Capital Non-Recurring Fund**  
**Balance Sheet**  
**December 31, 2021**  
(with comparative totals for December 31, 2020)

	<u>2022</u>	<u>2021</u>
<b>Assets</b>		
Cash and Cash Equivalents	\$ <u>125,980</u>	\$ <u>122,980</u>
Total Assets	<u>125,980</u>	<u>122,980</u>
<b>Liabilities and Fund Balance</b>		
<b>Liabilities</b>		
Accounts Payable	<u>-</u>	<u>-</u>
Total Liabilities	<u>-</u>	<u>-</u>
Fund Balance	<u>125,980</u>	<u>122,980</u>
Total Liabilities and Fund Balance	<u>\$ 125,980</u>	<u>\$ 122,980</u>

**Eastern Highlands Health District**  
**Capital Non-Recurring Fund**  
**Comparative Statement of Revenues, Expenditures**  
**and Changes in Fund Balance**  
**December 31, 2021**  
(with comparative totals for December 31, 2020)

	<b>2022</b>	<b>2021</b>
<b>Revenues</b>		
General Fund	\$ -	\$ -
Total Revenues	-	-
<b>Operating Transfers</b>		
General Fund	-	-
Total Operating Transfers	-	-
Total Rev & Oper Trans	-	-
<b>Expenditures</b>		
Professional & Technical Services	-	-
Office Equipment	-	-
Total Expenditures	-	-
Excess (Deficiency) of Revenues	-	-
Fund Balance, July 1	125,980	122,980
Fund Balance plus Cont. Capital, Dec.31	\$ 125,980	\$ 122,980



## Robert L. Miller

---

**From:** Robert L. Miller  
**Sent:** Thursday, January 20, 2022 11:42 AM  
**To:** Town Administrator (townadministrator@columbiact.org); 'Jim Rupert'; John Elsesser; ewiecenski@willingtonct.org; Ashford First Selectman - Ashford (firstselectman@ashfordtownhall.org); Eric Anderson (eanderson@andoverct.org)  
**Cc:** Millie C. Brosseau  
**Subject:** Town Hall Located EHHD Permitting Kiosk Offer

Greetings Town CEO's – With the successful launch of the health districts online application, payment, and permit tracking platform, anyone with access to the internet can request and process environmental health services from the Eastern Highlands Health District. In our continuing efforts to improve access to services, and in the spirit of “one stop shopping” at our member town building and land use departments, the health district is offering to purchase, install, and maintain a permit application kiosk within your Town Hall. This would allow citizens submitting permit applications in person to submit online applications to the health district during the same visit, if they so choose.

Towns interested in this offer would need to provide the following:

- Space and platform (small table, or counter space) large enough to mount a computer monitor, and keyboard accessible by the public
- Power source for the hardware
- Wi-Fi access to the internet
- A point of contact to coordinate the kiosk installation

While the system is reasonably user friendly, the other matter for consideration is that town staff may be asked some basic questions about the online forms as the kiosk will be located in the town building. The health district would be glad to provide basic staff orientation on the platform for those towns interested. Certainly and alternatively, any citizen questions that may arise can also be referred to the health district main office.

Please reply to this email with the point of contact information if you are interested in this offer.

Regards,  
Rob

*Robert L. Miller, MPH, RS*

Director of Health  
Eastern Highlands Health District  
4 South Eagleville Road  
Storrs, CT 06268  
860-429-3325  
860-429-3321 (Fax)  
Twitter: @RobMillerMPH  
[www.ehhd.org](http://www.ehhd.org)

**In order to prevent the spread of COVID-19, please maintain social distancing of at least 6 feet, avoid crowds, wash hands frequently with soap and water for 20 seconds, stay home if you're sick. For the most current updates and recommendations, visit [ct.gov/coronavirus](http://ct.gov/coronavirus). For general questions, call 2-1-1**

**Eastern Highlands Health District**  
**COVID-19**  
**Response Activity Update**  
**February 15, 2022**  
**(Updates are in red)**

### **Activation of Public Health Emergency Response Plan**

The internal staff meeting frequency continues to be every two weeks. Local health directors in the state continue to meet weekly with DPH officials. This office also participates with weekly meetings with State Department of Education, and DPH officials.

### **Public Health Surveillance**

We continue to issue weekly reports. In an effort to keep community partners updated on disease prevalence and other response activities. Weekly report now includes case rates, and positivity rates by town.

Our latest weekly report dated February 11, 2022 is attached to this report.

### **COVID Testing**

The demand for testing resources in the area has declined over the past two weeks. This office continues to communicate to DPH on this matter. The existing state sponsored testing site changed vendors recently. A new sites in Vernon and Putnam were opened.

Our member town's efforts to distribute the state supplied self-test and PPE was supported primarily with information sharing.

The health district continues to provide detailed listing of regional testing sites on agency website, which are updated weekly.

The health district greatly appreciates the efforts of our municipal partners to stand up resources, and distribute the self-testing kits provided by the state during the month of January.

### **Contact Tracing**

The health district (or the DPH tracing unit) is contact tracing every confirmed case within our Jurisdiction that are not UConn students. We continue to stay updated with bi-weekly modifications to the new state-wide web based contact tracing system called *ContaCT*. Below are updates to the contact tracing program that represent, in part, our efforts to respond to this pandemic:

- During the month of **January** an average of **492 community cases per week** were investigated, or follow up in some fashion.
- During the month of **January** we investigated or supported the investigation of approximately **440 public school affiliated COVID cases**.
- SHaW continues to investigate all positive UConn students. EHHD is tracing all staff and faculty, and non-student residents.
- During **January** we investigate approximately **5 town governmental affiliated cases**.
- In response to the delta variant increase in cases and with an upward prevalence in cases late fall, the health district converted our part-time contact tracer to full-time status.

- Provided updated CDC/DPH Isolation & Quarantine guidance issued in December to Towns, and employers with tools to assist with tracing.
- **Contact tracing activities have decreased in the recent weeks due to a reduction in the prevalence of cases during the beginning of February**

### **University of Connecticut Storrs**

The University is mandating boosters for all students attending in-person classes this spring semester.

They have also delayed the start of in-person classes to January 31, 2022, pending omicron surge.

The EHHD supported Student Health and Wellness efforts to assure all students are vaccinated. Specifically, EHHD staff and volunteers staffed mass vaccination on campus student clinics scheduled for August 27<sup>th</sup> & August 28<sup>th</sup>.

### **Schools**

In the period leading up to school reopening and since, this agency continues to respond to questions from school nurses, principals, and superintendents. The topics include but are not limited to contact tracing, student and staff exclusion guidance, travel advisory guidance, symptom screening criteria, case communications and notifications, confidentiality, interpretation and implementation of SDE mitigation guidance, vaccination eligibility, vaccination clinic coordination, and many other COVID related matters. We provide thoughtful, researched responses daily.

This agency is providing consultations on the application of the Governors Vaccine mandate for school teachers and staff, and the new screen and stay protocol for students exposed in school.

Provided schools with technical support on transition to new CDC/DPH updated guidance on Isolation and Quarantine issued in December. Meet with a number of school districts individually.

**MASKS IN SCHOOLS:** Recently the Governor requested and the CGA voted to extend the executive order authorizing mask mandates in schools to June 30, 2022. The DPH Commissioner may rescind the mandate at any time before Jun 30<sup>th</sup>, but no sooner than February 28<sup>th</sup>, at which point the decision to continue masking practices in a school setting will be decided by local boards of education. The Connecticut DPH has announced forthcoming guidance to assist local officials with making those decisions. The EHHD will be pushing a communication out to our school districts on this matter soon after the DPH guidance becomes available. The release date for the DPH guidance on this matter is unclear at the time of this report.

### **PPE Distribution**

CT DPH tasked local health departments with distributing PPE to local area private healthcare providers. We no longer receive allocations from the DEMHS Region 4 distribution site. However still have a moderate inventory left. To date, we have distributed approximately **130,000 items to 46 area healthcare**, and personal care providers in our jurisdiction. We continue to provide PPE regularly to area providers upon request.

As of the date of this report, PPE distribution to area providers continues in an effort to exhaust available inventory.

### **Reopen CT Sector Rules**

In an effort to support our local businesses a tremendous amount of staff time is expended working with area businesses providing guidance and support to area businesses. Since March of 2020 we have responded to **161 complaints** regarding violations of the sector rules, the Governors executive orders, or other COVID related issues.

This office issued two cease and desist orders since the sector rules have been in place. One 9/28 to Huskies Restaurant and Tavern, and a second on 11/10 to the American Eagle Saloon and Café in Willington for violations of the Governors executive orders regarding masks, social distancing and other sector rules. Both establishments have since received approval on re-open plans and passed a pre-operational inspection.

### **Governors Executive Orders and other state guidance - Application and Interpretation**

We continue to track and review executive orders and state guidelines as they are issued, providing consultation and interpretation support to recreation departments, first responder agencies, youth services agencies, boards of education, town leadership, and other entities as requested. In addition to numerous phone consultations, and emails, this office and staff participates in COVID response staff meetings as needed with a number of member towns.

Executive Order 13A provides gives individual towns the authority to mandate masks. A copy of the EO is Item #13 in the agenda packet.

This office issued a statement supporting the use of masks in all indoor public settings, regardless of vaccination status during.

**Governor Lamont has requested and the CGA has voted to extend E.O. 13A, the order which provides this authority to local governments to impose mask mandates to April 15, 2022.**

### **Public Health Education, Communications, Messaging**

EHHD is aligned with the Governor's and CDC Messaging; providing regular public information updates to website, and social media (FB & Twitter).

We push out information and updates on access to testing of general public and first responders.

Agency updates routinely provided to community partners.

We are now pushing out information on COVID-19 vaccine access and eligibility to the public and community partners via website, and email blast.

Our vaccination messaging is now supporting efforts to promote vaccination of kids age 5 to 11, and boosters all eligible persons.

In response to the Omicron surge, the EHHD issued a Call to Action statement to various media outlets and all community partners on January 5, 2022, requesting in the strongest possible terms that direct action be taken by all to reduce the risk of disease transmission.

### **Medical Reserve Corps retention and recruitment**

We continue to recruit and vet new MRC volunteers. To date, a total of approximately 200 volunteers have received field experience or training.

We deployed 20 MRC volunteers to support UConn's efforts to test approximately 6000 residential students at the beginning of the fall semester. Three volunteers are currently trained in contact tracing.

A combined total of 22 MRC volunteers supported our five seasonal flu clinics that occurred in October and November of this year.

MRC volunteers continue to support our weekly vaccination clinics as needed to fill staffing gaps during the month of January 2022.

### **COVID-19 Crisis Response Funding for State and Local Health Departments**

Local public health departments are receiving COVID-19 Crisis Response Funding from the CDC. We have been allocated \$29,596. Currently, the funding is reimbursing 100% for over-time, response supplies, and communications. This grant is fully expended.

### **Epidemiology and Laboratory Capacity (ELC) Enhancing Detection grant**

The EHHD has been awarded \$384,489 through November 17, 2022 to enhance health district capacity to detect, respond, and prevent COVID-19 illness in the community. This grant is funding additional staffing to support the EHHD response. The DPH approved our application.

### **Epidemiology and Laboratory Capacity #2 (ELC2) Enhancing Detection grant**

The EHHD has been awarded \$378,850 for funding through May 31, 2023 to enhance health district capacity to detect, respond, and prevent COVID-19 illness in the community. This grant is funding additional staffing to support the EHHD response. This application and proposed budget was recently submitted. *As of the date of this report DPH approval is pending.*

### **Coronavirus Relief Fund**

With the Town of Mansfield's assistance, the health district was able to claim for reimbursement **\$104,787** in pandemic response expenses against the Municipal CRF for the period ending December 30, 2020. The expenses claimed are related to regular and program staff time dedicated to the pandemic response during this period. These funds have since been received by the Mansfield Finance Department.

### **American Rescue Plan Act**

The Health District has requested a total of \$20,405 from member towns ARPA allocations to offset vaccine clinic expenses.

### **COVID-19 Vaccination Campaign Planning and Activities**

We are currently meeting weekly with DPH. Here are the latest salient updates on distribution and administration.

- *As of the writing of this report, the EHHD has administered over 12240 doses in 200+ clinics throughout the Eastern Highlands Health District. Eleven clinics have been hosted during the month of January 2022.*
- *We expanded our COVID-19 vaccine inventory to include Pfizer so that we can target school aged children.*
- *We hosted 4 large school located clinics in November and December in which we administered 1340 Pfizer doses to kids' age 5 to 11.*
- *Of the above number, 1400 are teachers and educators vaccinated at 9 different school located clinics.*

- *This office arranged to have UConn Health hold vaccination clinics for those 12 and older at school located clinics. Six different school located clinics have been conducted to date, with 410 vaccines administered. Second dose clinics are scheduled for June 15<sup>th</sup> (2021) at THS, and June 22<sup>nd</sup> at CHS.*
- *This office arranged to have UConn Health to vaccinate all the childcare professionals in the health district. That number is estimated at 600.*
- *The health district has initiated a program to vaccinate the homebound. We have vaccinated 60 homebound individuals as of 12/30/21.*
- *As of April 1<sup>st</sup>, the Governor's opened vaccine eligibility to anyone 16 or older. The EHHD is vaccinating those 18 or older.*
- *This office is an active member of the UConn Health, UConn Storrs workgroup charged with coordinating a public mass vax site at the Storrs UConn campus. The site opened on March 29, four days per week, with maximum through put of 1600 to 2000 doses per week. The vax site on the Storrs Campus ceased operations July 1<sup>st</sup>.*
- The Vaccine Administration and Management System (VAMS) is driving the format and through put of the EHHD vaccination clinics. Currently, all EHHD clinics are open to any individual. The EHHD clinics are part of a state-wide network of VAMS clinics open to eligible individuals.
- This office will continue to work with member towns and local social services officials to facilitate vaccine access.
- We are participating as an active partner with the North Central District Health Department in the Vulnerable Equity Partnership Funding initiative targeting groups and individuals effected by challenges to access, and/or vaccine hesitancy.
- We have moved to weekly walk-in clinic from the Mansfield Community Center to the Mansfield Town Hall, effective June 21<sup>st</sup>. Clinic hours are weekly on Monday morning, and Thursday evening.
- The EHHD is leveraging the use of DPH funded mobile vaccination units made available by the DPH for pop-up clinic opportunities when it makes sense to do so. We have coordinated or supported approximately 35 pop up clinics using the DPH Griffin Health mobile vaccination units as of January 2022.

### Plans for the Future

- Optimize our clinic schedule to accommodate accessibility to booster shots for our patients, and identify and promote other booster clinic in the region.
- Ongoing Health Education Program targeting vaccine hesitancy, access, and infection control.
- Apply lessons learned, and update all emergency response plans.
- Continue case contact investigation program.
- Implement improvements on surveillance and disease reporting.
- Provide guidance to partners on appropriate mitigation measures as the omicron surge recedes.



4 South Eagleville Road • Mansfield CT 06268 • Tel: (860) 429-3325 • Fax: (860) 429-3321 • Web: [www.EHHD.org](http://www.EHHD.org)

**Eastern Highlands Health District COVID-19 Update**  
 DATE: 2/11/2022      TIME: 10:00 AM      COMPLETED BY: A. Bloom

**TOWN LEVEL DATA**

TOWN	Andover	Ashford	Bolton	Chaplin	Columbia	Coventry	Mansfield	Non-student	Scotland ++	Tolland	Willington	EHHD Totals
<b>Cumulative Cases</b>	411	624	616	390	826	1,731	2,517		113	1,902	686	<b>9,816</b>
<b>Change from last week</b>	7	7	7	6	15	23	42	(22)	1	41	12	<b>161</b>
<b>Two week change</b>	29	32	28	17	44	63	143	(64)	5	93	30	<b>484</b>
<b>Deaths</b>	6	5	5	2	10	11	30	(30)	2	22	4	<b>97</b>

**CONNECTICUT TOTALS (February 10, 2022)**

Number of cumulative cases	Change from last week	Change from two weeks	Current hospitalizations*	Two week change in hospitalizations	Deaths
<b>711,695</b>	<b>6,824</b>	<b>18,309</b>	<b>529</b>	<b>-741</b>	<b>10,219</b>

Data Sources: CTEDSS and CT DPH; cumulative town counts as of 2/10/2022; reporting period for two week town level case counts is 1/23/2022 through 2/5/2022.  
 \*Current (net) number of hospitalizations; it is not a cumulative count. ++ Scotland case count likely lower than actual positive cases due to residents using Baltic, North Windham and Hampton as a mailing address.

**EHHD residents who received COVID-19 vaccine<sup>+</sup>**

TOWN	Andover	Ashford	Bolton	Chaplin	Columbia	Coventry	Mansfield <sup>^</sup>	Scotland	Tolland	Willington	EHHD Totals	Connecticut Totals
<b>Estimated pop.</b>	3,236	4,255	4,884	2,239	5,379	12,407	25,487	1,672	14,618	5,864	80,041	3,631,470
<b>Received 1<sup>st</sup> dose COVID vaccine % of pop.</b>	2,448 76%	3,046 72%	3,937 81%	1,558 70%	4,166 77%	9,637 78%	21,988 86%	1,058 63%	12,030 82%	3,999 68%	63,867 80%	78%
<b>Fully vaccinated % of pop.</b>	2,300 71%	2,852 67%	3,706 76%	1,438 64%	3,913 73%	9,062 73%	20,779 82%	1,010 60%	11,380 78%	3,702 63%	60,142 75%	71%
<b>Fully vaccinated % 5-11</b>	21%	28%	42%	23%	35%	38%	46%	19%	35%	29%	35%	33%
<b>Fully vaccinated % 12-17</b>	55%	65%	71%	68%	55%	62%	71%	43%	72%	54%	65%	**
<b>Fully vaccinated % 18-24</b>	69%	61%	69%	52%	67%	63%	86%	58%	86%	30%	79%	**
<b>Fully vaccinated % 25-44</b>	72%	62%	83%	63%	73%	77%	85%	50%	79%	77%	76%	78%
<b>Fully vaccinated % age 45-64</b>	74%	70%	73%	63%	74%	77%	82%	69%	80%	67%	76%	86%
<b>Fully vaccinated % 65+</b>	100%	100%	100%	100%	100%	100%	100%	100%	100%	100%	100%	95%

Data Source: Connecticut immunization registry CT DPH as of 2/9/2022; <sup>^</sup> Vaccination data for Mansfield includes current 2/9/2022 data from UCONN (<https://covidashboard.uconn.edu/>). +Downward changes are likely due to de-duplication & re-assignment of cases to different towns associated with UConn student residency changes. \*\*At this time the state vaccination numbers are not broken down into the same age groups as the town level data and cannot be reported here.  
 NOTE: census estimates for 65 and older is likely low, resulting in 100% rates based on actual number of vaccines provided to this age group.

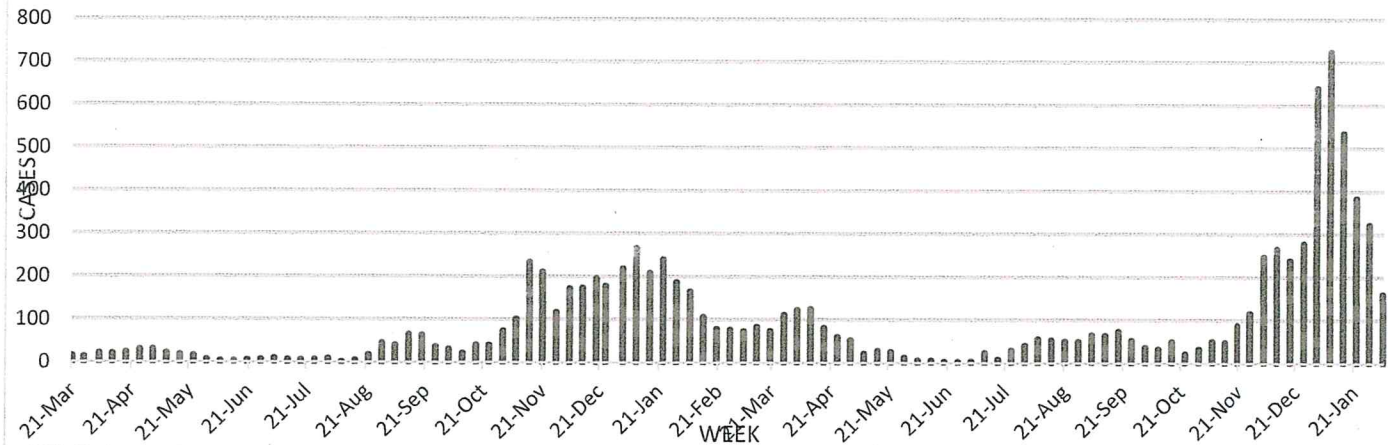
*Preventing Illness & Promoting Wellness for Communities In Eastern Connecticut*  
 Andover • Ashford • Bolton • Chaplin • Columbia • Coventry • Mansfield • Scotland • Tolland • Willington

**EHHD TOWN LEVEL CASE RATES JANUARY 23, 2022– FEBRUARY 5, 2022**

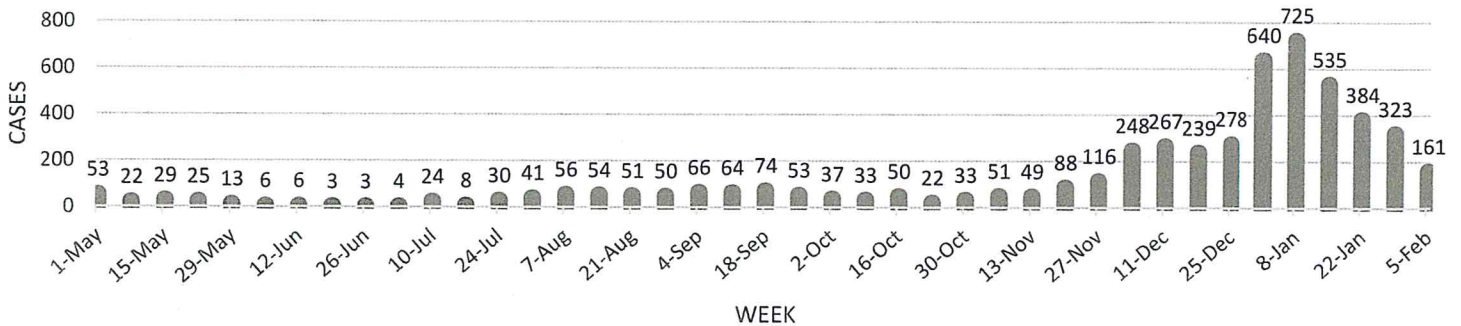
Town	Total Cases 2 weeks	Case Rate	Total Tests	% Positive	Previous Case Rate	Previous % Positivity
Andover	29	64	172	18	72.8	21
Ashford	32	53.7	263	16.8	87.3	19.5
Bolton	28	41	258	12.1	57	17.1
Chaplin	17	54.2	128	18.8	140.4	27.7
Columbia	44	58.4	268	19.1	114.2	26.4
Coventry	63	36.3	561	14.6	63.3	19.2
Mansfield	143	40.1	2644	7.1	44.8	9.7
Scotland +	5	21.4	30	20	42.7	27.9
Tolland	93	45.4	697	15.9	57.7	17.8
Willington	30	36.5	265	13.6	65.8	19.9

NOTE: case rates are per 100,000 population; + Scotland case counts likely lower than actual due to residents using Baltic, North Windham and Hampton as a mailing address.

**EHHD Positive COVID-19 Cases by Week March 21, 2020 - Feb. 5, 2022**



**EHHD Confirmed Weekly Case Totals May 1, 2021 - Feb. 5, 2022**



NOTE: All counts by town are cumulative and include confirmed cases and antigen-positive cases; counts can change from previous weeks due to the state reassigning a case to a different town once further information is gathered on the case, or due to lab reporting delays.





## Eastern Highlands Health District

4 South Eagleville Road ♦ Mansfield CT 06268 ♦ Tel: (860) 429-3325 ♦ Fax: (860) 429-3321 ♦ Web: www.EHHD.org

# Activity Report October 1, 2021 – December 31, 2021

## Highlighted Accomplishments/Activities

- A number of the EHHD special projects and initiatives remain suspended while the pandemic response continues to command much of the agency resources. See separate report on COVID-19 response activities during this period.
- Working with the Finance Committee this office developed a proposed health district operating budget for fiscal year 22/23 with a total spending request of \$962,197. The Board of Director's set a budget public hearing date of 1/20/22 at the December regular meeting.
- We engaged a contractor to backfill our food service inspector vacancy, until such time our newly hired Environmental Health Inspector becomes fully certified for field work.
- The plan to transition the renewal of 240 food establishment licenses annually from the old Filemaker platform to the new Viewpoint online platform has been initiated. Once completed all annual renewals can be completed online.
- Staff continues working with Town of Mansfield staff to support the new elementary school project.
- Continued to support the Town of Bolton with a late season blue-green algae bloom response.
- Annual FY20/21 health district report to the Connecticut Department of Public Health was completed and submitted.
- Supported the Town of Mansfield's local government academy for residents.
- Working with the Personnel Committee completed a comprehensive local public health department salary survey. The Board of Directors approved and updated the salary pay ranges for all regular health district positions during the October meeting.
- *Community Health and Wellness Programs:* See separate CHWC quarterly report attached for more details. Selected highlights include annual start of free radon testing program for property owners, coordinated and hosted 5 community flu clinics, and support Tolland employee wellness.
- *Emergency Preparedness Program:* See separate Public Health Emergency Response Coordinator report attached for more details. Selected highlights include supporting agency response to pandemic, and supported flu clinic planning and operations.



## Eastern Highlands Health District

4 South Eagleville Road ♦ Mansfield CT 06268 ♦ Tel: (860) 429-3325 ♦ Fax: (860) 429-3321 ♦ Web: [www.EHHD.org](http://www.EHHD.org)

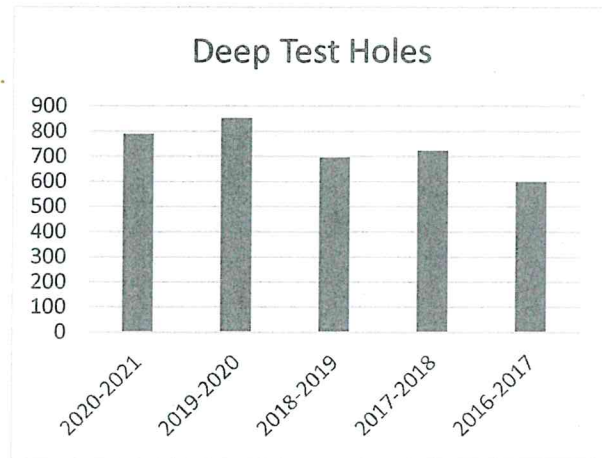
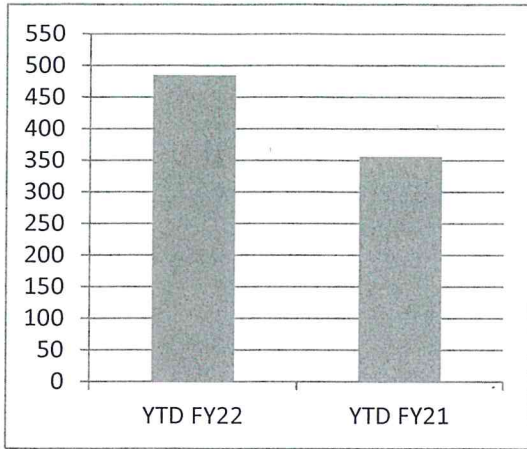
---

### **Plans for the Next Quarter**

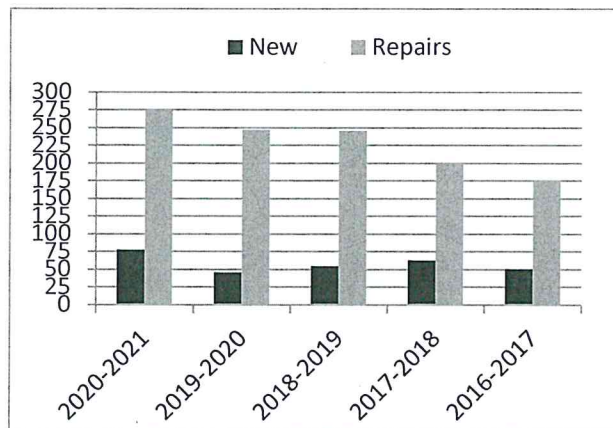
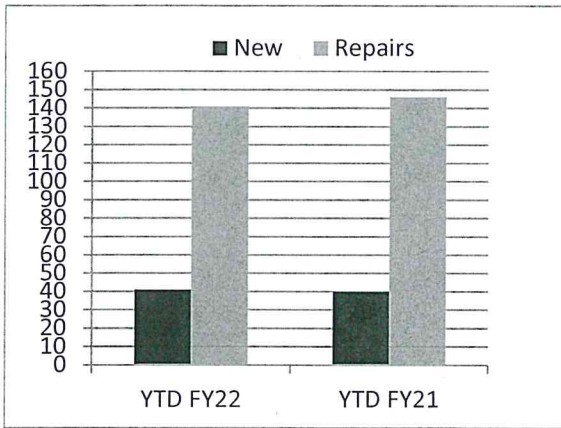
- See separate report on COVID-19 response activities.
- Progress on expanding the functionality of the ViewPoint Cloud software to include food establishment license renewal.
- Recruit and hire full-time public health nurse.
- Continue to provide our core scope of public health services during this declared public health emergency.
- Adoption of Proposed FY2022/2023 Operating budget.

### **Statistical Report (Attached)**

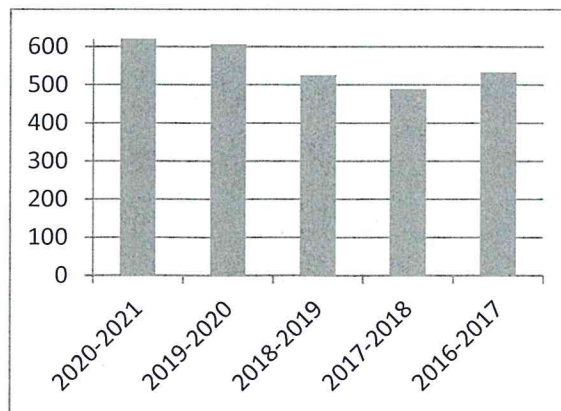
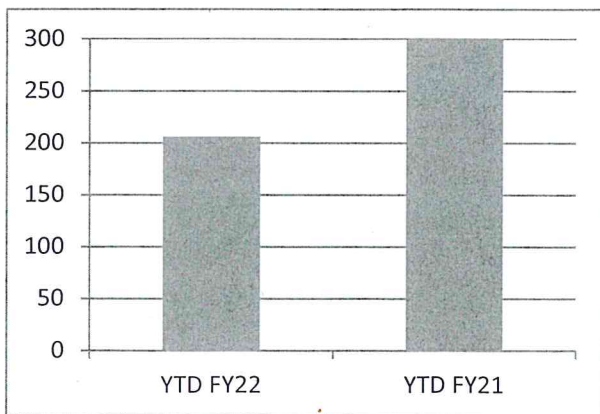
### Deep Test Holes



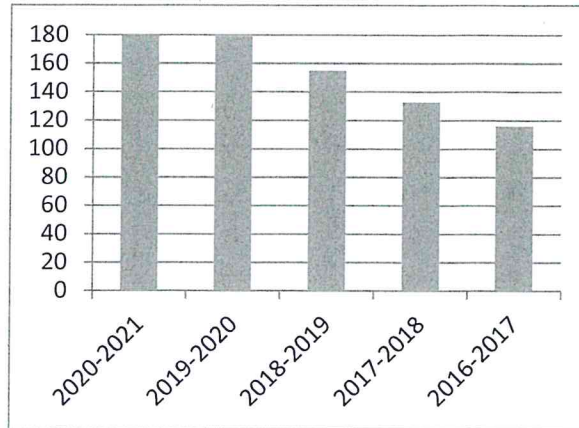
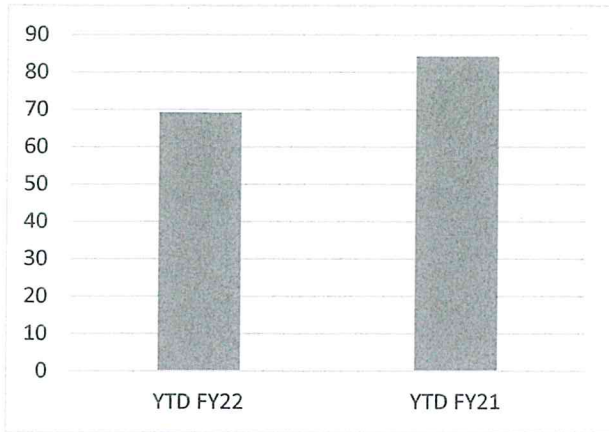
### Septic Permits



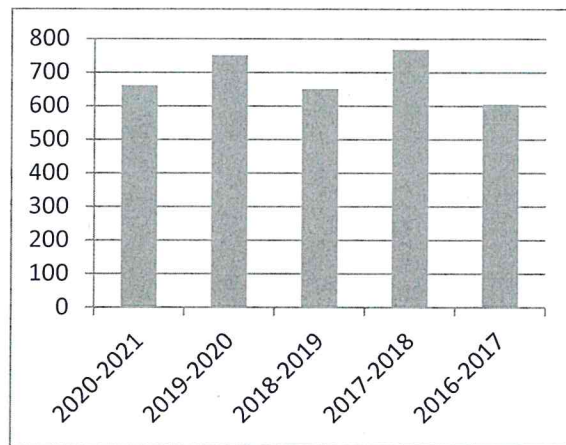
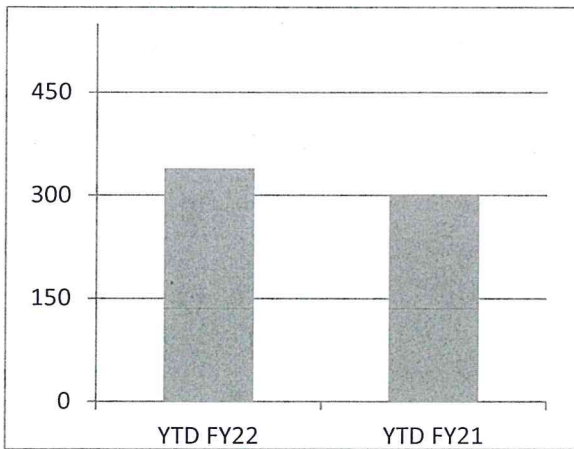
### PHR Reviews



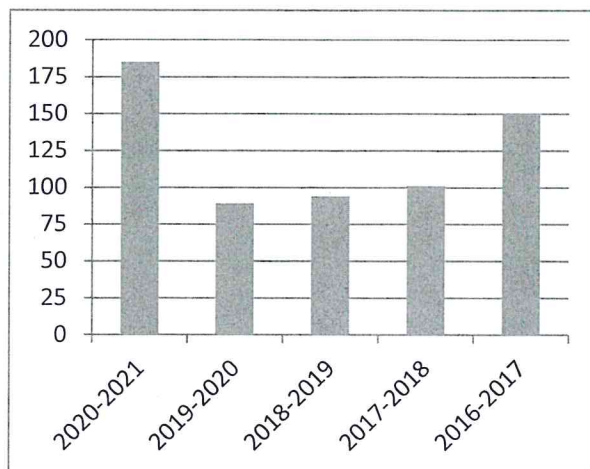
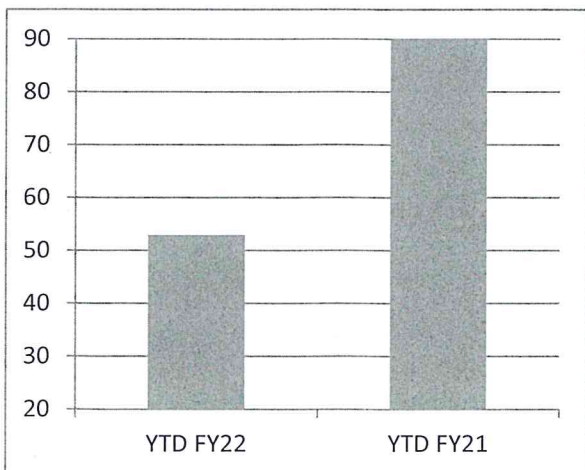
### Complaints



### Food Service Inspections



### Well Permits Issued



	A	B	C	D	E	F	G	H	I	J
1	<b>EASTERN HIGHLANDS HEALTH DISTRICT SECOND QUARTER FISCAL YEAR 2021-2022</b>									
2	<b>October 1, 2021 - December 31, 2021</b>									
3	<b>ACTIVITY INDICATORS</b>				<b>MONTHS</b>				<b>Current</b>	<b>Previous</b>
4	<b>COMMUNITY HEALTH ACTIVITIES</b>				<b>Oct</b>	<b>Nov</b>	<b>Dec</b>	<b>Total</b>	<b>YTD FY22</b>	<b>YTD FY21</b>
5	<i>Communicable Disease Control</i>									
6		Case reports reviewed			46	52	105	203	303	370
7		Investigations/Interviews			2	1	0	3	3	0
8										
9	<i>Public Health Education</i>									
10		Programs			(see narrative for program description)					
11										
12	<b>ENVIRONMENTAL HEALTH ACTIVITIES</b>									
13	<i>Complaints</i>									
14		Air Quality			0	0	0	0	1	0
15		Animals/Animal Waste			0	0	0	0	1	0
16		Activity without Permit			0	0	0	0	0	4
17		Food Protection			2	1	2	5	12	4
18		Housing Issues			6	1	4	11	24	14
19		Emergency Response			0	0	0	0	0	1
20		Refuse/Garbage			1	0	0	1	1	3
21		Rodents/Insects			3	1	3	7	7	3
22		Seplic/Sewage			3	1	0	4	9	9
23		Other			0	0	0	0	4	5
24		Water Quality			1	0	0	1	3	6
25		COVID-19			2	2	0	4	7	
26		Total			18	6	9	33	69	84
27	<i>Health Inspection</i>									
28		Group homes			0	0	0	0	0	0
29		Day Care			0	0	0	0	5	0
30		Camps			0	1	1	2	6	1
31		Public Pool			0	0	0	0	8	5
32		Other			0	0	0	0	1	9
33		Schools			0	0	1	1	1	0
34		Mortgage, FHA, VA			0	0	0	0	0	0
35		Bathing Areas			0	0	0	0	0	0
36		Total			0	1	2	3	21	15
37	<i>On-site Sewage Disposal</i>									
38		Site inspection			76	68	35	179	452	443
39		Deep hole tests			63	86	67	216	485	356
40		Percolation tests			26	26	22	74	139	126
41		Permits issued, new			8	5	8	21	41	40
42		Permits issued, repair			27	24	21	72	141	146
43		Site Plans Reviewed			37	35	36	108	203	107
44		Public Health Reviews			42	25	22	89	206	302
45	<i>Wells</i>									
46		Well sites inspected			8	6	4	18	50	59
47		Well permits issued			8	8	2	18	53	108
48	<i>Laboratory Activities (samples taken)</i>									
49		Potable water			0	1	0	1	1	0
50		Surface water			0	0	0	0	203	171
51		Ground water			0	0	0	0	0	0
52		Rabies			0	0	0	0	0	2
53		Lead			0	0	0	0	0	0
54		Other			3	5	0	8	8	5
55	<i>Food Protection</i>									
56		Inspections			43	37	25	105	260	212
57		Reinspections			4	19	10	33	46	67
58		Temporary permits			8	4	1	13	44	18
59		Temporary inspections			9	0	0	9	33	1
60		Plan review			0	0	0	0	6	3
61		Pre-operational inspections			1	1	1	3	0	0
63	<i>Lead Activities</i>									
64		Housing inspection			0	0	0	0	0	0
65		Abate plan reviewed			0	0	0	0	0	0
66	<b>MISCELLANEOUS ACTIVITIES</b>									
67		Planning and Zoning referrals			1	1	0	2	2	1
68		Subdivision reviewed (# of lots)			0	3	0	3	3	6

## ANDOVER QUARTERLY REPORT

October 1, 2021 - December 31, 2021

Activity Indicators

	Oct	Nov	Dec	<u>Total</u>	<u>District Total</u>
--	-----	-----	-----	--------------	-----------------------

**ENVIRONMENTAL HEALTH ACTIVITIES**

**Complaints**

Air Quality				0	0
Animals/Animal Waste				0	0
Activity Without Proper Permits				0	0
Food Protection				0	5
Housing Issues				0	11
Emergency Response				0	0
Refuse/Garbage				0	1
Rodents/Insects				0	7
Septic/Sewage				0	4
Other				0	0
Water Quality				0	1
COVID-19				0	4
<b>Total</b>	0	0	0	0	29

**Health Inspection**

Group homes				0	0
Day Care				0	0
Camps				0	2
Public Pool				0	0
Other				0	0
Schools				0	1
Mortgage, FHA, VA				0	0
Bathing Areas				0	0
<b>Total</b>	0	0	0	0	1

**On-site Sewage Disposal**

Site inspection -- all site visits	6	6	4	16	179
Deep hole tests -- number of holes	9	9		18	216
Percolation tests -- number of holes	3	3		6	74
Permits issued, new	1			1	21
Permits issued, repair	2		3	5	72
Site plans reviewed	3	1	2	6	108
Public Health Reviews	1	2	2	5	89

**Wells**

Well sites inspected				0	18
Well permits issued	1			1	18

**Laboratory Activities (samples taken)**

Potable water				0	3
Surface water				0	1
Ground water				0	0
Rabies				0	0
Lead				0	0
Other				0	0

**Food Protection**

Inspections	4	1		5	105
Reinspections				0	33
Temporary permits			1	1	13
Temporary inspections				0	9
Plan reviews				0	0
Pre-operational inspections				0	3

**Lead Activities**

Housing inspection				0	0
Abate plan reviewed				0	0

**Miscellaneous Activities**

Planning and Zoning referrals				0	2
Subdivision reviewed (per lot)		1		1	3

	A	B	C	D	E	F	G	H	I	J
1	<b>ASHFORD QUARTERLY REPORT</b>									
2	October 1, 2021 - December 31, 2021									
3										
4	Activity Indicators									
5										
6					<u>Oct</u>	<u>Nov</u>	<u>Dec</u>	<u>Total</u>	<u>District Total</u>	
7	<b>ENVIRONMENTAL HEALTH ACTIVITIES</b>									
8	<b>Complaints</b>									
9		Air Quality						0	0	
10		Animals/Animal Waste						0	0	
11		Activity Without Proper Permits						0	0	
12		Food Protection						0	5	
13		Housing Issues		2	1	2		5	11	
14		Emergency Response						0	0	
15		Refuse/Garbage						0	1	
16		Rodents/Insects						0	7	
17		Septic/Sewage		1	1			2	4	
18		Other						0	0	
19		Water Quality		1				1	1	
20		COVID-19						0	4	
21		<b>Total</b>		<b>4</b>	<b>2</b>	<b>2</b>		<b>8</b>	<b>33</b>	
22	<b>Health Inspection</b>									
23		Group homes						0	0	
24		Day Care						0	2	
25		Camps						0	0	
26		Public Pool						0	0	
27		Other						0	1	
28		Schools						0	0	
29		Mortgage, FHA, VA						0	0	
30		Bathing Areas						0	1	
31		<b>Total</b>		<b>0</b>	<b>0</b>	<b>0</b>		<b>0</b>	<b>4</b>	
32	<b>On-site Sewage Disposal</b>									
33		Site inspection -- all site visits		2	7	4		13	179	
34		Deep hole tests -- number of holes		11	3	6		20	216	
35		Percolation tests -- number of holes		3	1	1		5	74	
36		Permits issued, new						0	21	
37		Permits issued, repair		2	3	2		7	72	
38		Site plans reviewed		2	2	2		6	108	
39		Public Health Reviews		3	3	2		8	89	
40	<b>Wells</b>									
41		Well sites inspected		1	1			2	18	
42		Well permits issued		1	1			2	18	
43	<b>Laboratory Activities (samples taken)</b>									
44		Potable water			1			1	1	
45		Surface water						0	0	
46		Ground water						0	0	
47		Rabies						0	0	
48		Lead						0	0	
49		Other		2				2	8	
50	<b>Food Protection</b>									
51		Inspections		1	2			3	105	
52		Reinspections			2			2	33	
53		Temporary permits						0	13	
54		Temporary inspections						0	9	
55		Plan reviews						0	0	
56		Pre-operational inspections						0	3	
57	<b>Lead Activities</b>									
58		Housing inspection						0	0	
59		Abate plan reviewed						0	0	
60	<b>Miscellaneous Activities</b>									
61		Planning and Zoning referrals						0	2	
62		Subdivision reviewed (per lot)						0	3	

## BOLTON QUARTERLY REPORT

October 1, 2021 - December 31, 2021

Activity Indicators

	Oct	Nov	Dec	<u>Total</u>	<u>District Total</u>
<b>ENVIRONMENTAL HEALTH ACTIVITIES</b>					
<b>Complaints</b>					
Air Quality				0	0
Animals/Animal Waste				0	0
Activity Without Proper Permits				0	0
Food Protection				0	5
Housing Issues				0	11
Emergency Response				0	0
Refuse/Garbage				0	1
Rodents/Insects				0	7
Septic/Sewage				0	4
Other				0	0
Water Quality				0	1
COVID-19				0	4
<b>Total</b>	<b>0</b>	<b>0</b>	<b>0</b>	<b>0</b>	<b>33</b>
<b>Health Inspection</b>					
Group homes				0	0
Day Care		1		1	2
Camps				0	0
Public Pool				0	0
Other			1	1	1
Schools				0	0
Mortgage, FHA, VA				0	0
Bathing Areas	1			1	1
<b>Total</b>	<b>1</b>	<b>1</b>	<b>1</b>	<b>3</b>	<b>4</b>
<b>On-site Sewage Disposal</b>					
Site inspection -- all site visits				0	179
Deep hole tests -- number of holes	3	6	3	12	216
Percolation tests -- number of holes	1	2	1	4	74
Permits issued, new			1	1	21
Permits issued, repair	3	3	2	8	72
Site plans reviewed	3	3	3	9	108
Public Health Reviews	2	3	2	7	89
<b>Wells</b>					
Well sites inspected	1			1	18
Well permits issued	2			2	18
<b>Laboratory Activities (samples taken)</b>					
Potable water				0	1
Surface water				0	0
Ground water				0	0
Rabies				0	0
Lead				0	0
Other		1		1	8
<b>Food Protection</b>					
Inspections		5	1	6	105
Reinspections			1	1	33
Temporary permits	1	2		3	13
Temporary inspections				0	9
Plan reviews				0	0
Pre-operational inspections				0	3
<b>Lead Activities</b>					
Housing inspection				0	0
Abate plan reviewed				0	0
<b>Miscellaneous Activities</b>					
Planning and Zoning referrals				0	2
Subdivision reviewed (per lot)				0	3



## CHAPLIN QUARTERLY REPORT

October 1, 2021 - December 31, 2021

**Activity Indicators**

	<u>Oct</u>	<u>Nov</u>	<u>Dec</u>	<u>Total</u>	<u>District Total</u>
<b>ENVIRONMENTAL HEALTH ACTIVITIES</b>					
<b>Complaints</b>					
Air Quality				0	0
Animals/Animal Waste				0	0
Activity Without Proper Permits				0	0
Food Protection	1			1	5
Housing Issues			2	2	11
Emergency Response				0	0
Refuse/Garbage				0	1
Rodents/Insects			3	3	7
Septic/Sewage				0	4
Other				0	0
Water Quality				0	1
COVID-19				0	4
<b>Total</b>	<b>1</b>	<b>0</b>	<b>5</b>	<b>6</b>	<b>33</b>
<b>Health Inspection</b>					
Group homes				0	0
Day Care				0	2
Camps				0	0
Public Pool				0	0
Other				0	1
Schools				0	0
Mortgage, FHA, VA				0	0
Bathing Areas				0	1
<b>Total</b>	<b>0</b>	<b>0</b>	<b>0</b>	<b>0</b>	<b>4</b>
<b>On-site Sewage Disposal</b>					
Site inspection -- all site visits		2		2	179
Deep hole tests -- number of holes		3		3	216
Percolation tests -- number of holes	1	1		2	74
Permits issued, new			1	1	21
Permits issued, repair		2	1	3	72
Site plans reviewed		2	2	4	108
Public Health Reviews		1		1	89
<b>Wells</b>					
Well sites inspected				0	18
Well permits issued				0	18
<b>Laboratory Activities (samples taken)</b>					
Potable water				0	1
Surface water				0	0
Ground water				0	0
Rabies				0	0
Lead				0	0
Other				0	8
<b>Food Protection</b>					
Inspections		1	3	4	105
Reinspections				0	33
Temporary permits				0	13
Temporary inspections				0	9
Plan reviews				0	0
Pre-operational inspections				0	3
<b>Lead Activities</b>					
Housing inspection				0	0
Abate plan reviewed				0	0
<b>Miscellaneous Activities</b>					
Planning and Zoning referrals				0	2
Subdivision reviewed (per lot)				0	3

## COLUMBIA QUARTERLY REPORT

October 1, 2021 - December 31, 2021

Activity Indicators

	<u>Oct</u>	<u>Nov</u>	<u>Dec</u>	<u>Total</u>	<u>District Total</u>
--	------------	------------	------------	--------------	-----------------------

**ENVIRONMENTAL HEALTH ACTIVITIES**

**Complaints**

Air Quality				0	0
Animals/Animal Waste				0	0
Activity Without Proper Permits				0	0
Food Protection				0	5
Housing Issues				0	11
Emergency Response				0	0
Refuse/Garbage				0	1
Rodents/Insects				0	7
Septic/Sewage				0	4
Other				0	0
Water Quality				0	1
COVID-19				0	4
<b>Total</b>	<b>0</b>	<b>0</b>	<b>0</b>	<b>0</b>	<b>33</b>

**Health Inspection**

Group homes				0	0
Day Care				0	2
Camps				0	0
Public Pool				0	0
Other				0	1
Schools				0	0
Mortgage, FHA, VA				0	0
Bathing Areas				0	1
<b>Total</b>	<b>0</b>	<b>0</b>	<b>0</b>	<b>0</b>	<b>4</b>

**On-site Sewage Disposal**

Site inspection -- all site visits	23	4		27	179
Deep hole tests -- number of holes	9	15	12	36	216
Percolation tests -- number of holes	3	5	3	11	74
Permits issued, new		1		1	21
Permits issued, repair	2	4	3	9	72
Site plans reviewed	2	6	3	11	108
Public Health Reviews	2	1	3	6	89

**Wells**

Well sites inspected	2	2	3	7	18
Well permits issued	1	1		2	18

**Laboratory Activities (samples taken)**

Potable water				0	1
Surface water				0	0
Ground water				0	0
Rabies				0	0
Lead				0	0
Other		2		2	8

**Food Protection**

Inspections			3	3	105
Reinspections				0	33
Temporary permits				0	13
Temporary inspections				0	9
Plan reviews				0	0
Pre-operational inspections				0	3

**Lead Activities**

Housing inspection				0	0
Abate plan reviewed				0	0

**Miscellaneous Activities**

Planning and Zoning referrals				0	2
Subdivision reviewed (per lot)				0	3

## COVENTY QUARTERLY REPORT

October 1, 2021 - December 31, 2021

Activity Indicators

	Oct	Nov	Dec	<u>Total</u>	<u>District Total</u>
<b>ENVIRONMENTAL HEALTH ACTIVITIES</b>					
<b>Complaints</b>					
Air Quality				0	0
Animals/Animal Waste				0	0
Activity Without Proper Permits				0	0
Food Protection	1			1	5
Housing Issues				0	11
Emergency Response				0	0
Refuse/Garbage				0	1
Rodents/Insects				0	7
Septic/Sewage				0	4
Other				0	0
Water Quality				0	1
COVID-19				0	4
<b>Total</b>	<b>1</b>	<b>0</b>	<b>0</b>	<b>1</b>	<b>33</b>
<b>Health Inspection</b>					
Group homes				0	0
Day Care				0	2
Camps				0	0
Public Pool				0	0
Other				0	1
Schools				0	0
Mortgage, FHA, VA				0	0
Bathing Areas				0	1
<b>Total</b>	<b>0</b>	<b>0</b>	<b>0</b>	<b>0</b>	<b>4</b>
<b>On-site Sewage Disposal</b>					
Site inspection -- all site visits	28	17	16	61	179
Deep hole tests -- number of holes	6	18	16	40	216
Percolation tests -- number of holes		6	1	7	74
Permits issued, new	2	1	3	6	21
Permits issued, repair	2	5	6	13	72
Site plans reviewed	5	5	10	20	108
Public Health Reviews	15	2	5	22	89
<b>Wells</b>					
Well sites inspected	3	2	1	6	18
Well permits issued		3		3	18
<b>Laboratory Activities (samples taken)</b>					
Potable water				0	1
Surface water				0	0
Ground water				0	0
Rabies				0	0
Lead				0	0
Other		1		1	8
<b>Food Protection</b>					
Inspections	10	1	9	20	105
Reinspections			1	1	33
Temporary permits	2			2	13
Temporary inspections				0	9
Plan reviews				0	0
Pre-operational inspections	1	1		2	3
<b>Lead Activities</b>					
Housing inspection				0	0
Abate plan reviewed				0	0
<b>Miscellaneous Activities</b>					
Planning and Zoning referrals				0	2
Subdivision reviewed (per lot)				0	3

## MANSFIELD QUARTERLY REPORT

October 1, 2021 - December 31, 2021

Activity Indicators						
	Oct	Nov	Dec	Total	District Total	
<b>ENVIRONMENTAL HEALTH ACTIVITIES</b>						
<b>Complaints</b>						
Air Quality				0	0	
Animals/Animal Waste				0	0	
Activity Without Proper Permits				0	0	
Food Protection		1	2	3	5	
Housing Issues	3			3	11	
Emergency Response				0	0	
Refuse/Garbage				0	1	
Rodents/Insects		1		1	7	
Septic/Sewage	1			1	4	
Other				0	0	
Water Quality				0	1	
COVID-19	2	2		4	4	
<b>Total</b>	<b>6</b>	<b>4</b>	<b>2</b>	<b>12</b>	<b>33</b>	
<b>Health Inspection</b>						
Group homes				0	0	
Day Care			1	1	2	
Camps				0	0	
Public Pool				0	0	
Other				0	1	
Schools				0	0	
Mortgage, FHA, VA				0	0	
Bathing Areas				0	1	
<b>Total</b>	<b>0</b>	<b>0</b>	<b>1</b>	<b>1</b>	<b>4</b>	
<b>On-site Sewage Disposal</b>						
Site inspection -- all site visits	10	20	7	37	179	
Deep hole tests -- number of holes		7	3	10	216	
Percolation tests -- number of holes	1	3	1	5	74	
Permits issued, new	1	1	1	3	21	
Permits issued, repair	8	3	4	15	72	
Site plans reviewed	12	7	4	23	108	
Public Health Reviews	9	2		11	89	
<b>Wells</b>						
Well sites inspected	1			1	18	
Well permits issued	1	2		3	18	
<b>Laboratory Activities (samples taken)</b>						
Potable water				0	1	
Surface water				0	0	
Ground water				0	0	
Rabies				0	0	
Lead				0	0	
Other	1	1		2	8	
<b>Food Protection</b>						
Inspections	24	21	9	54	105	
Reinspections		4	3	7	33	
Temporary permits	2	1		3	13	
Temporary inspections	2			2	9	
Plan reviews				0	0	
Pre-operational inspections			1	1	3	
Housing inspection				0	0	
Abate plan reviewed				0	0	
<b>Miscellaneous Activities</b>						
Planning and Zoning referrals	1	1		2	2	
Subdivision reviewed (per lot)				0	3	

## SCOTLAND QUARTERLY REPORT

October 1, 2021 - December 31, 2021

Activity Indicators

	Oct	Nov	Dec	<u>Total</u>	<u>District Total</u>				

**ENVIRONMENTAL HEALTH ACTIVITIES**

**Complaints**

Air Quality				0	0				
Animals/Animal Waste				0	0				
Activity Without Proper Permits				0	0				
Food Protection				0	5				
Housing Issues				0	11				
Emergency Response				0	0				
Refuse/Garbage				0	1				
Rodents/Insects				0	7				
Septic/Sewage	1			1	4				
Other				0	0				
Water Quality				0	1				
COVID-19				0	4				
<b>Total</b>	<b>1</b>	<b>0</b>	<b>0</b>	<b>1</b>	<b>33</b>				

**Health Inspection**

Group homes				0	0				
Day Care				0	2				
Camps				0	0				
Public Pool				0	0				
Other				0	1				
Schools				0	0				
Mortgage, FHA, VA				0	0				
Bathing Areas				0	1				
<b>Total</b>	<b>0</b>	<b>0</b>	<b>0</b>	<b>0</b>	<b>4</b>				

**On-site Sewage Disposal**

Site inspection -- all site visits				0	179				
Deep hole tests -- number of holes				3	216				
Percolation tests -- number of holes				1	74				
Permits issued, new				0	21				
Permits issued, repair	1			1	72				
Site plans reviewed		1		1	108				
Public Health Reviews				0	89				

**Wells**

Well sites inspected				0	18				
Well permits issued				0	18				

**Laboratory Activities (samples taken)**

Potable water				0	1				
Surface water				0	0				
Ground water				0	0				
Rabies				0	0				
Lead				0	0				
Other				0	8				

**Food Protection**

Inspections				0	105				
Reinspections				0	33				
Temporary permits	2			2	13				
Temporary inspections	7			7	9				
Plan reviews				0	0				
Pre-operational inspections				0	3				

**Lead Activities**

Housing inspection				0	0				
Abate plan reviewed				0	0				

**Miscellaneous Activities**

Planning and Zoning referrals				0	2				
Subdivision reviewed (per lot)				0	3				

## TOLLAND QUARTERLY REPORT

October 1, 2021 - December 31, 2021

Activity Indicators

	Oct	Nov	Dec	Total	District Total
<b>ENVIRONMENTAL HEALTH ACTIVITIES</b>					
<b>Complaints</b>					
Air Quality				0	0
Animals/Animal Waste				0	0
Activity Without Proper Permits				0	0
Food Protection				0	5
Housing Issues	1			1	11
Emergency Response				0	0
Refuse/Garbage				0	1
Rodents/Insects				0	7
Septic/Sewage				0	4
Other				0	0
Water Quality				0	1
COVID-19				0	4
<b>Total</b>	<b>1</b>	<b>0</b>	<b>0</b>	<b>1</b>	<b>33</b>
<b>Health Inspection</b>					
Group homes				0	0
Day Care				0	2
Camps				0	0
Public Pool				0	0
Other				0	1
Schools				0	0
Mortgage, FHA, VA				0	0
Bathing Areas				0	1
COVID-19				0	4
<b>Total</b>	<b>0</b>	<b>0</b>	<b>0</b>	<b>0</b>	<b>8</b>
<b>On-site Sewage Disposal</b>					
Site inspection -- all site visits	19	14	17	50	179
Deep hole tests -- number of holes	12	3	13	28	216
Percolation tests -- number of holes	4	1	2	7	74
Permits issued, new	3	2		5	21
Permits issued, repair	3	5	6	14	72
Site plans reviewed	5	9	8	22	108
Public Health Reviews	11	14	5	30	89
<b>Wells</b>					
Well sites inspected	1	1	1	3	18
Well permits issued		2	1	3	18
<b>Laboratory Activities (samples taken)</b>					
Potable water				0	1
Surface water				0	0
Ground water				0	0
Rabies				0	0
Lead				0	0
Other	1			1	8
<b>Food Protection</b>					
Inspections	4	10	5	19	105
Reinspections	1	1		2	33
Temporary permits				0	13
Temporary inspections				0	9
Plan reviews				0	0
Pre-operational inspections			2	2	3
<b>Lead Activities</b>					
Housing inspection				0	0
Abate plan reviewed				0	0
<b>Miscellaneous Activities</b>					
Planning and Zoning referrals				0	2
Subdivision reviewed (per lot)				0	3

## WILLINGTON QUARTERLY REPORT

October 1, 2021 - December 31, 2021

### Activity Indicators

	Oct	Nov	Dec	<u>Total</u>	<u>District Total</u>
--	-----	-----	-----	--------------	-----------------------

### ENVIRONMENTAL HEALTH ACTIVITIES

#### Complaints

Air Quality				0	0
Animals/Animal Waste				0	0
Activity Without Proper Permits				0	0
Food Protection				0	5
Housing Issues				0	11
Emergency Response				0	0
Refuse/Garbage	1			1	1
Rodents/Insects	3			3	7
Septic/Sewage				0	4
Other				0	0
Water Quality				0	1
COVID-19				0	4
<b>Total</b>	<b>4</b>	<b>0</b>	<b>0</b>	<b>4</b>	<b>33</b>

#### Health Inspection

Group homes				0	0
Day Care				0	2
Camps				0	0
Public Pool				0	0
Other				0	1
Schools				0	0
Mortgage, FHA, VA				0	0
Bathing Areas				0	1
<b>Total</b>	<b>0</b>	<b>0</b>	<b>0</b>	<b>0</b>	<b>4</b>

#### On-site Sewage Disposal

Site inspection -- all site visits	7	12	4	23	179
Deep hole tests -- number of holes	6	11	7	24	216
Percolation tests -- number of holes	2	2	1	5	74
Permits issued, new		1		1	21
Permits issued, repair	4	2		6	72
Site plans reviewed	7	3	4	14	108
Public Health Reviews	5	2		7	89

#### Wells

Well sites inspected		1		1	18
Well permits issued	1		1	2	18

#### Laboratory Activities (samples taken)

Potable water				0	1
Surface water				0	0
Ground water				0	0
Rabies				0	0
Lead				0	0
Other				0	8

#### Food Protection

Inspections	4	6		10	105
Reinspections		3		3	33
Temporary permits				0	13
Temporary inspections				0	9
Plan reviews				0	0
Pre-operational inspections				0	3

#### Lead Activities

Housing inspection				0	0
Abate plan reviewed				0	0

#### Miscellaneous Activities

Planning and Zoning referrals				0	2
Subdivision reviewed (per lot)		2		2	3

Strengthening local public health.



Connecticut Association  
of Directors of Health

February 3, 2022

To the Distinguished Members of the Connecticut General Assembly:

Throughout the COVID pandemic, public health officials at the local, state, and federal level have worked tirelessly to apply science and evidence-based strategies to protect the health of Connecticut residents. We recognize and appreciate your role as legislators responsible for establishing policies to safeguard the public. We have collectively made great strides to protect the public, as such we **strongly recommend that you continue Executive Order 13-A and Executive Order 9-1 an additional 60 days** as well as the associated policies that authorize experts at the state level to make decisions in the best interest of all citizens.

All CT health departments have worked in partnerships with our school systems to protect staff, students, and communities from COVID-19. We continue to recommend mask wearing as a public health mitigation measure as it has proven valuable at different times and in different spaces throughout the pandemic. It is appropriate to ensure that the Department of Public Health maintain the authority, when necessary, to establish rules requiring mask wearing as a critical and important COVID mitigation strategy. Continuing Executive Order 13-A would assist us in moving past the Omicron surge and vacation and travel associated with school vacations.

Reauthorizing Executive Order 9-1 would allow the Commissioners of Education and Early Childhood, in consultation with the Commissioner of Public Health to issue guidance, rules, and orders for the operation of schools and childcare settings to respond to the evolving COVID pandemic. It is imperative that rules established to safeguard the learning environment for our children be based on the most current data and science. Ensuring that this authority remains with the subject matter experts in these three state agencies is appropriate and will ensure that all students, faculty, and staff across the state are provided the same opportunity for a safe learning environment.

Thank you for your consideration as we collectively work to address this ongoing public health emergency.

Respectfully submitted by the CADH Board of Directors.

Cc: The Honorable Ned Lamont, Governor State of Connecticut  
Paul Mounds, Jr., Chief of Staff at the State of Connecticut, Office of the Governor  
The Honorable Manisha Juthani, MD, Department of Public Health Commissioner  
The Honorable Charlene M. Russell-Tucker, Department of Education Commissioner  
CADH Membership

*The Connecticut Association of Directors of Health (CADH) is a nonprofit organization comprised of the Directors of Connecticut's local health departments and districts. Local health directors are the statutory agents of the Commissioner of Public Health and are critical providers of essential public health services at the local level in Connecticut.*



**Robert L. Miller**

---

**From:** Millie C. Brosseau  
**Sent:** Monday, January 31, 2022 2:44 PM  
**To:** EHHD-Staff  
**Subject:** FW: Food Service License Renewal 2022 - Renewal period is open!  
**Attachments:** RenewalInstructions.pdf  
**Importance:** High

FYI-

Below is the email sent to all open food service establishments to notify them that the renewal process has begun. Let's hope this goes smoothly!!!

*Millie*

*Millie CW Brosseau*

Office Manager  
 Eastern Highlands Health District  
 860-429-3325



*This electronic message may contain information that is confidential and/or legally privileged. It is intended only for the use of the individual(s) and entity(s) named as recipients in the message. If you are not an intended recipient of the message, please notify the sender immediately, delete the material from any computer, do not deliver, distribute, or copy this message, and do not disclose its contents or take action in reliance on the information it contains. Thank you.*

---

**From:** Millie C. Brosseau  
**Sent:** Monday, January 31, 2022 2:41 PM  
**To:** Millie C. Brosseau <MBrosseau@ehhd.org>  
**Subject:** Food Service License Renewal 2022 - Renewal period is open!  
**Importance:** High

Hello,

Thank you for your assistance in step one of the Food Service Establishment license renewal process - setting up your online account and entering your food service application. It is now time to **renew your current** food service license. Beginning February 1, you will receive an email from **Eastern Highlands Health District, CT** with the subject line of **"1 of your records are ready for renewal"**. This is your opportunity to log into the Opengov account you created and renew your current food service license.

ALL renewals will be done online. There will NOT be a paper application mailed out this year.

Attached are instructions to assist you with the renewal process.

Your current license will expire on March 31, 2022. Failure to renew may result in closure of your establishment.

Be Well!

*Millie*

*Millie CW Brosseau*

Office Manager

Eastern Highlands Health District

860-429-3325



*This electronic message may contain information that is confidential and/or legally privileged. It is intended only for the use of the individual(s) and entity(s) named as recipients in the message. If you are not an intended recipient of the message, please notify the sender immediately, delete the material from any computer, do not deliver, distribute, or copy this message, and do not disclose its contents or take action in reliance on the information it contains. Thank you.*

---

**From:** Millie C. Brosseau

**Sent:** Monday, January 3, 2022 1:48 PM

**To:** Millie C. Brosseau <[MBrosseau@ehhd.org](mailto:MBrosseau@ehhd.org)>

**Subject:** Food Service License Renewal 2022 - NEW ONLINE PLATFORM - FINAL REQUEST

**Importance:** High

Greetings,

Your food service license is set to expire on March 31, 2022. This year, ALL food service licenses will be renewed using our new online platform.

What does that mean for you?

It means that **Prior to January 7, 2022** you will need to go to the website:

<https://easternhighlandshealthdistrict.viewpointcloud.com>

and **create an account** AND **create a food service license record**.

Your steps:

- \* You will need a **valid email address** so if you don't have one, create one.
- \* **Create an account** in the online portal. Use the sign up option to create your account

\* **Log into that account and create a food service License application.** There is no fee at this time!

Attached is a document with directions for completing these steps. This should be completed as soon as possible, and no later than January 7, 2022.. Failure to do this may result in your food service license not being renewed in 2022.

Please reach out if you have any questions.

Thank you for your cooperation.

*Millie*

*Millie CW Brosseau*

Office Manager

Eastern Highlands Health District

860-429-3325



*This electronic message may contain information that is confidential and/or legally privileged. It is intended only for the use of the individual(s) and entity(s) named as recipients in the message. If you are not an intended recipient of the message, please notify the sender immediately, delete the material from any computer, do not deliver, distribute, or copy this message, and do not disclose its contents or take action in reliance on the information it contains. Thank you.*



Promoting  
healthy  
communities

Francesca Provenzano, MPH, CHES, RS/REHS  
Supervising Epidemiologist  
Office of Public Health Preparedness and Response

January 26, 2022

Dear Ms. Provenzano,

I am writing in response to your request for a letter of concurrence regarding the proposed Centers for Disease Control Public Health Emergency Preparedness (PHEP) application for the project period of July 1, 2022 through June 30, 2023.

I have consulted with the full-time Directors of Health in DEMHS Region 4 (Eastern Highlands Health District, Uncas Health District, Northeast District Department of Health, the Mashantucket Tribal Nation and the Mohegan Tribe Health Department). We agree that the current distribution of PHEP funds is a fair and straightforward method. Further, we agree that only by achieving full cooperation and collaboration between local health entities and the Connecticut Department of Public Health (DPH) can we hope to meet the preparedness challenges that we currently face.

It is understood that the deliverables associated with the PHEP contract are based on the current funded amount, and that DPH intends to keep the funding level the same as the previous project period.

Therefore, please consider this communication concurrence with, and support for the DPH funding request.

Sincerely,

A handwritten signature in blue ink, appearing to read 'Stephen Mansfield'.

Stephen Mansfield REHS, MPH  
Director of Health, Ledge Light Health District  
DEMHS Planning Region 4, ESF-8 Chair

Cc

Patrick McCormack, Director of Health, Uncas Health District  
Robert Miller, Director of Health, Eastern Highlands Health District  
Shanna Reels, Director of Tribal Health Services, Mashantucket Pequot Tribal Nation  
Scott Sjoquist, Director of Health, Mohegan Tribe Health Department  
Susan Starkey, Director of Health, Northeast District Department of Health

STATE OF CONNECTICUT  
DEPARTMENT OF PUBLIC HEALTH

7

Manisha Juthani, MD  
Commissioner



Ned Lamont  
Governor  
Susan Bysiewicz  
Lt. Governor

Epidemiology and Emerging Infections Program  
Infectious Diseases Section

January 18, 2022

Dear Local Director of Health:

The purpose of this letter is to request continued collaboration on follow-up interviews of foodborne/enteric disease cases, which will reduce duplication of efforts, and to provide an update on preliminary 2019/2020/2021 foodborne disease data.

This is the 27<sup>th</sup> year that Connecticut has participated in the Foodborne Diseases Active Surveillance Network (FoodNet), the principle foodborne disease component of the Centers for Disease Control and Prevention (CDC) Emerging Infections Program. It is also the 11<sup>th</sup> year that Connecticut will participate in the Foodborne Diseases Centers for Outbreak Response Enhancement (FoodCORE), through which all participating centers work toward developing better methods to detect, investigate, respond to, and control local and multistate foodborne outbreaks. Additional information about these programs can be found at: [www.cdc.gov/foodnet/](http://www.cdc.gov/foodnet/) and [www.cdc.gov/foodcore/](http://www.cdc.gov/foodcore/).

In 2022, FoodNet/FoodCORE staff will continue to interview all cases of **cyclosporiasis, Enteropathogenic *E. coli* (EPEC), *E. coli* O157 and non-O157 Shiga toxin-producing *E. coli* (STEC) infection, listeriosis, salmonellosis (for those LHDs currently deferring to FoodCORE), shigellosis and vibriosis. Selected campylobacteriosis (those cases reported by Quest Diagnostics), as part of a FoodNet project focusing on antibiotic resistant foodborne/enteric infections, will be targeted for interview by FoodNet/FoodCORE staff and indicated as such in the "Notes" field of the CT Electronic Disease**



Phone: (860) 509-7994 • Fax: (860) 509-7910  
Telecommunications Relay Service 7-1-1  
410 Capitol Avenue, P.O. Box 340308  
Hartford, Connecticut 06134-0308  
[www.ct.gov/dph](http://www.ct.gov/dph)

*Affirmative Action/Equal Opportunity Employer*



Surveillance System (CTEDSS). All data from *any* interview conducted by FoodNet/FoodCORE will be entered or attached to the patient's record in CTEDSS. When an ill person who works in a high-risk occupation (i.e. food handler, health-care worker, daycare attendee/staff) is identified, the relevant local health department(s) will be notified.

Local health departments (LHDs) should continue to conduct interviews on all other foodborne/enteric disease cases. These include cases of campylobacteriosis not reported by Quest, and yersiniosis using the appropriate pathogen-specific "**General Enteric Diseases Interview Form**" (**GEDIF**) (attached). Completed GEDIF information should be entered directly into CTEDSS using the GEDIF Wizard.

Please share these documents with your staff responsible for foodborne disease surveillance and follow-up. If you have any questions about FoodNet or FoodCORE, please contact Tamara Rissman (tamara.rissman@yale.edu) at Yale School of Public Health or Christina Turner at DPH (christina.turner@ct.gov).

Sincerely,



Matthew Cartter, MD, MPH  
State Epidemiologist



Tamara Rissman, MPH  
FoodNet Coordinator



Christina Turner, MPH  
FoodCORE Coordinator

**Preliminary 2019-2021 FoodNet/FoodCORE Data**  
(as of 01/11/2022)

**Table 1. Number of Cases Reported and Interviewed, 2019-2021**

Pathogen	2019		2020		2021	
	No. of Cases Reported	No. (%) of Cases Interviewed	No. of Cases Reported	No. (%) of Cases Interviewed	No. of Cases Reported	No. (%) of Cases Interviewed
Campylobacter*	732	571 (78%)	493	349 (71%)	706	386 (55%)
Cyclospora	101	89 (88%)	7	6 (86%)	27	23 (85%)
Enterotoxigenic Escherichia coli (ETEC)*	75	54 (72%)	29	20 (69%)	62	38 (61%)
Escherichia coli (shiga toxin-producing)*	130	117 (90%)	77	66 (86%)	115	96 (83%)
Listeria*	14	10 (71%)	10	10 (100%)	21	14 (67%)
Salmonella*	531	463 (87%)	355	307 (86%)	442	372 (84%)
Shigella*	122	99 (81%)	46	35 (76%)	91	68 (75%)
Vibrio*	65	59 (91%)	48	41 (85%)	52	33 (63%)
Yersinia	119	39 (33%)	51	21 (41%)	73	28 (38%)

\*pathogens interviewed by DPH/FoodNet/FoodCORE: selected Campylobacter, all Cyclospora, all STEC, all Listeria, all Shigella, all Vibrio, all Salmonella for LHDs (~90%) that defer to FoodCORE.

**Table 2. Number of Clusters Identified and Investigated, 2019-2021**

Pathogen	2019 No. of Clusters (n=107)	2020 No. of Clusters (n=58)	2021 No. of Clusters (n=59)
Campylobacter	11	12	10
Cyclospora	2	0	1
E. coli (shiga toxin-producing)	8	3	3
Listeria	1	0	2
Salmonella	70	39	37
Shigella	13	3	6
Vibrio	1	1	0
Yersinia	1	0	0

**Table 3. Number of Outbreaks Identified and Investigated, 2019-2021**

Etiology	2019 No. of Outbreaks (n=25)*	2020 No. of Outbreaks (n=15)**	2021 No. of Outbreaks (n=21)*
Norovirus	9	3	3
Salmonella	9	11	13
Cyclospora	2	0	1
E. coli (shiga toxin-producing)	2	1	0
Listeria	0	0	1
Campylobacter	1	0	1
Scombroid toxin	1	0	0
Undetermined	1	0	1
Clostridium perfringens	0	0	1

\*10 outbreaks were multistate

\*\*11 outbreaks were multistate

[https://www.journalinquirer.com/connecticut\\_and\\_region/health-district-urges-local-businesses-to-require-masks/article\\_a646e83e-7d3a-11ec-a40a-2746e031a751.html](https://www.journalinquirer.com/connecticut_and_region/health-district-urges-local-businesses-to-require-masks/article_a646e83e-7d3a-11ec-a40a-2746e031a751.html)

TOP STORY

# Health district urges local businesses to require masks

By Ben Crnic / Journal Inquirer  
Jan 24, 2022



These are instructions on how to wear a face mask.

Graphic by Hollister Breslin

As COVID-19 cases have risen this winter in the region, the North Central District Health Department is urging local businesses to consider adopting masking policies to prevent further spread of the virus.

According to a prepared statement from the department, COVID-19 cases have risen from 577 to 2,215 in its weekly count over the last six weeks in the towns served by the organization, which include East Windsor, Ellington, Enfield, Stafford, Suffield, Vernon, Windham, and Windsor Locks.

This current spike “warrants immediate action by everyone,” and although some towns have implemented local mask mandates, businesses and residents are urged to “take direct steps to reduce the risk of COVID-19 transmission in your business, workplace, and houses of worship” such



as masking policies, the district said.

---

## MASKS

**WHAT:** The North Central District Health Department is urging local businesses to consider adopting masking policies to prevent further spread of the COVID-19 virus.

**WHY:** COVID-19 cases have risen from 577 cases to 2,215 in the last six weeks in the eight towns served by the health district.

The health district also is asking Gov. Ned Lamont to provide additional COVID-19 testing sites in its towns and to expand hours at current testing sites where there are “significant increases in the number of COVID-19 infections and inadequate testing to prevent community transmission.”

In the meantime, residents are urged to be fully vaccinated, including a booster shot, to keep social distancing measures, and to wear a mask when in proximity to others. Residents also are urged to stay home if they are sick.

The Eastern Highlands Health District also urged residents and businesses to adopt masking policies this month. That district serves towns including Andover, Bolton, Coventry, Mansfield, Tolland, and Willington, among others.

Local towns also have urged their residents to wear masks, with East Windsor First Selectman Jason E. Bowsza implementing an indoor mask mandate on Jan. 7 “for any spaces frequented by the public” in town.

A four-town coalition consisting of East Hartford, South Windsor, Manchester, and Windsor Locks asked Lamont this month to consider putting a statewide mask mandate into place and encouraged their residents to wear masks indoors and to get vaccinated to protect themselves against the virus.

This coalition decided against implementing a regional mask mandate, as town officials claimed it would be ineffective unless all towns in the state were also under a mask mandate.

As for other towns, Enfield Mayor Robert Cressotti said today that while the town only has a mask mandate for municipal buildings and schools, he encourages residents in his town to wear a mask in order to get COVID-19 case numbers down.

“If people are out, I do recommend that they do wear a mask and stay socially distant,” Cressotti said today. He added that businesses in town also have the option to “implement what they think is safe policy too.”

Cressotti said he thinks it is best to “follow all protocols for the numbers to come down.”

---

Ben covers Coventry and Tolland for the Journal Inquirer.

---

**Ben Crnic**

Reporter